

# VPL-C200 Series

Basic Installation Projectors

**SONY**  
make.believe



VPL-CW275 VPL-CW255  
VPL-CX275 VPL-CX235



BrightEra™

HDMI

# Installation Flexibility, Eco-Friendly, and Good TCO with a Stylish Design

The VPL-C200 Series delivers installation flexibility, eco-friendly features, and a low total cost ownership in a stylish design that blends into any decor. The image correction features and lens shift/zoom capability easily allows users to fit any image onto the screen, even from an offset projection angle. Additionally, these projectors are economically designed for optimum energy efficiency, thanks to their auto power saving function, picture muting function with lamp control technology, long-lasting lamp, and low power consumption. The VPL-CW275 offers 5,100 lumens\* brightness and the VPL-CW255 4,500 lumens\*, and both models support wide screen projection with WXGA resolution. The VPL-CX275 offers 5,200 lumens\* brightness and the VPL-CX235 4,100 lumens\*, and both provide high image quality with XGA resolution.

With all the features and functionality that you expect from Sony, particularly those for installation, projection, usability, and maintenance, the VPL-C200 Series projectors are thoughtfully designed projectors for environments ranging from middle- and large-sized classrooms to conference rooms and beyond.

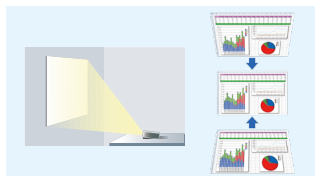
\* ISO 21118

## FEATURES

### Installation Advantages

#### Vertical/Horizontal Keystone Distortion

With these projectors, keystone distortion of vertically up to +/- 30 degrees and horizontally up to +/- 20 degrees can be digitally corrected via the on-screen operation menu and/or the Remote Commander™ unit. This enables detailed images to be projected with their correct geometry, even when installation space is limited.



Vertical keystone correction

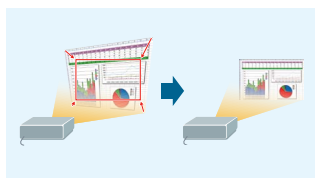


Horizontal keystone correction

simulated images

#### Advanced Geometric Correction

Each corner and side can be grabbed and fit squarely to the desired position. This feature is useful when an offset projection is necessary.



Four corners correction


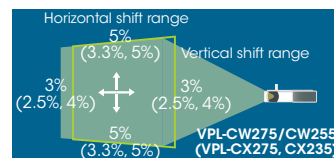


Four sides correction

simulated images

#### Fine Lens Shift

The lens shift function allows image position to be easily fine-tuned vertically or horizontally.



simulated images

#### Convenient, Simple Projector Replacement

The standard 1.5x zoom lens enables installation flexibility when replacing an existing projector with the VPL-C200 Series projectors – there's no need to change ceiling mount positions.

#### "Blend-in" Design

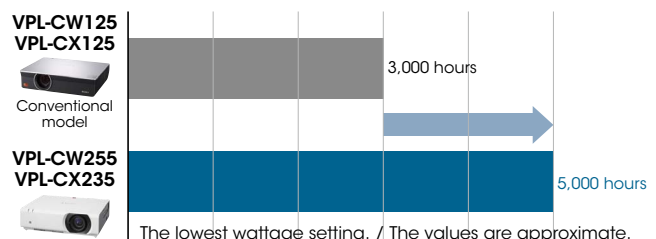
The VPL-C200 Series projectors showcase a new low-profile chassis, so these projectors appear to blend into the ceiling or wall on which they are mounted.

### Good TCO, Energy Efficient Design

#### Long-lasting Lamp

By incorporating a high-performance lamp and advanced lamp-control technology, the VPL-C200 Series projectors deliver an extremely long lamp replacement time of up to 5,000 hours.\*

\* Approximate recommended period, in low mode.



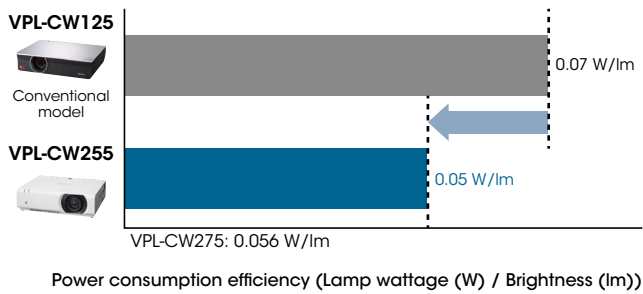
The lowest wattage setting. / The values are approximate.

VPL-CW275/CX275: 4,000 hours

Recommended lamp replacement time

## Energy Saving Design

The VPL-C200 Series projectors offer remarkably low power consumption, allowing users to help save on their electricity expenses.



The values are approximate.

## Lamp and Filter Synchronized Maintenance


The expected lamp maintenance time for each model can reach up to 5,000 hours\* depending on the selected lamp mode, and dust filters require the same maintenance interval. Synchronizing the timing of lamp and filter maintenance enables users to reduce the numbers of "ladder climbs" for maintenance.

\* VPL-CW255 and VPL-CX235

## Auto Mode (Auto Brightness Adjustment Function)

The brightness of the lamp's output is automatically adjusted depending on the brightness of the projected image, to avoid unnecessary power consumption.

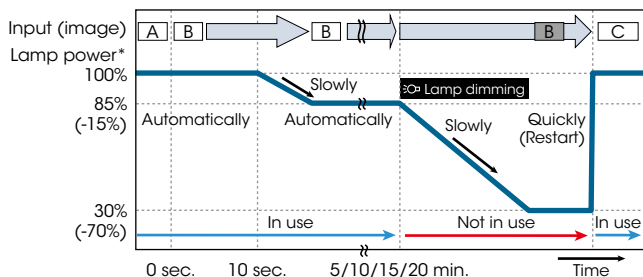
When showing darker images that don't require high brightness, lamp output decreases.



For the VPL-CW275 and VPL-CX275.

## Lamp Dimming Function

The VPL-C200 Series projectors are equipped with a lamp dimming function. After 10 seconds of a static signal feed, the lamp dims by approximate 15% which is hardly noticeable. If one of these projectors is left powered on while not in use, after a set period of time it will automatically detect no change of signal input and will dim the lamp to as low as approximate 30% of original brightness to significantly reduce energy consumption.

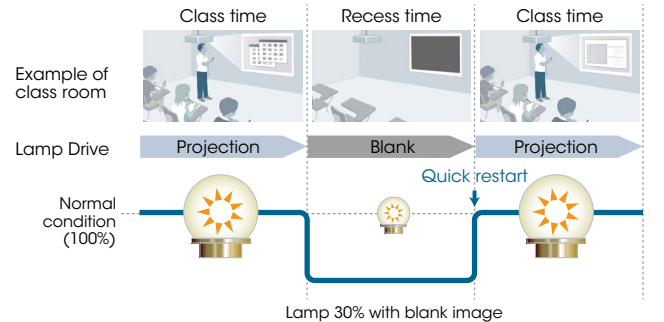


Lamp dimming scheme

\* Lamp high mode. The values are approximate.

## Picture Muting

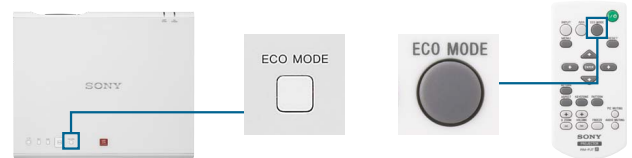
The VPL-C200 Series projectors can temporarily disable video signal output. This function can be easily operated with just the touch of a button on the supplied Remote Commander unit. In addition, this function allows blank image projection with low power consumption using lamp control technology.



The values are approximate.

## ECO MODE Key

With a single push of the ECO MODE key on either the projector or the supplied Remote Commander unit, users can select an energy-saving setting from the ECO Mode menu.




## Superb Picture Quality

### Brilliant Color Performance

The VPL-C200 Series projectors adopt a 3LCD projection system incorporating three LCD panels. This system enables each projector to present bright and natural images. By combining an advanced generation of inorganic LCD panels that utilize Sony's BrightEra™ technology with a 3LCD projection system, the VPL-C200 Series projectors offer high picture quality and brightness.

### High Resolution Lens

The VPL-C200 Series projectors incorporate a high-resolution lens known as the Advanced Crisp Focus (ACF) lens. Its large diameter and fine pitch ensure crisp pictures.



simulated images

### 12-bit 3D Gamma Correction

The VPL-C200 Series projectors incorporate 12-bit 3D gamma correction circuitry to perform highly accurate gamma correction, achieving smoother gradations and a richer gray scale.

### Dynamic Detail Enhancer

This technology generates optimized images depending on the type of input signal through the interlace-to-progressive conversion processor.

### HDMI Interface

The VPL-C200 Series projectors are equipped with a High-Definition Multimedia Interface™ (HDMI), which is the latest standard for digitally connecting to high-definition (HD) devices.

### Other Features

#### Closed Captioning

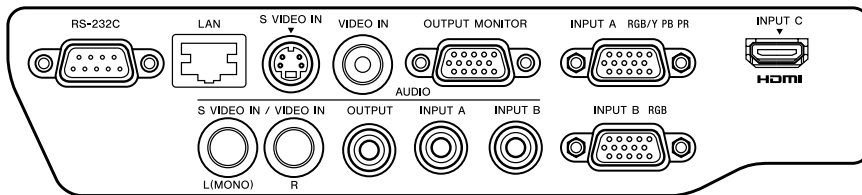
Official teletext broadcasting, developed by the NCI, USA

#### Network and Control

Controls and monitors projector status  
Compatible with various control systems

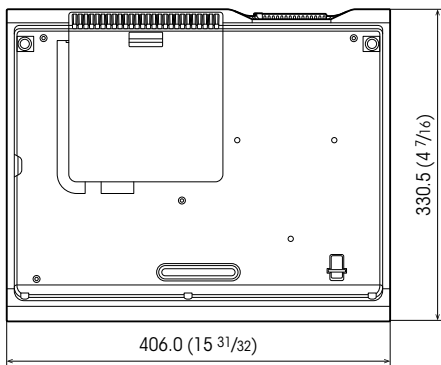
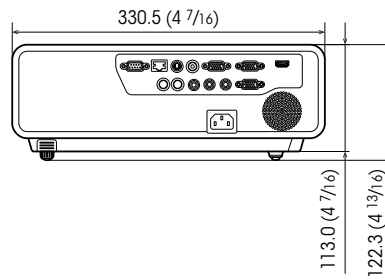
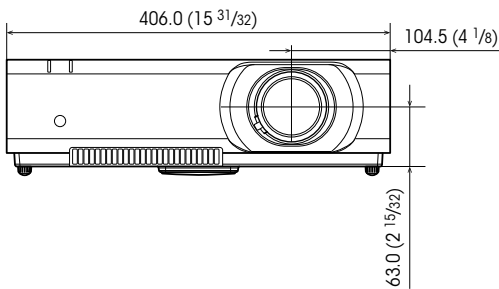


## CONNECTOR PANELS



## DIMENSIONS

Unit: mm (inches)



# SPECIFICATIONS

		VPL-CW275	VPL-CX275
Display system		3 LCD system	
Display device	Size of effective display area	0.75" (19.1 mm) x 3, BrightEra, Aspect ratio: 16:10	0.79" (20.1 mm) x 3, BrightEra, Aspect ratio: 4:3
	Number of pixels	3,072,000 (1280 x 800 x 3) pixels	2,359,296 (1024 x 768 x 3) pixels
Projection lens	Zoom	Manual (Approx. x1.5)	
	Focus	Manual	
	Lens shift	Manual, Vertical: +/- 5%, Horizontal: +/- 3%	Manual, Vertical: +/- 3.3%, Horizontal: +/- 2.5%
	Throw Ratio	1.32:1 to 1.91:1	1.32:1 to 1.91:1
Light source		High-pressure mercury lamp 280 W type	
Recommended lamp replacement time*1		3000 H / 4000 H (Lamp mode: High / Standard)	
Filter cleaning cycle*1		Max. 4000 H, Same time as the lamp replacement is recommended	
Screen size		40" to 300" (1.02 m to 7.62 m)	
Light output (Lamp mode: High / Standard)*6		5100 lm / 4200 lm	5200 lm / 4400 lm
Color light output (Lamp mode: High / Standard)		5100 lm / 4200 lm	5200 lm / 4400 lm
Contrast ratio (full white / full black)*2		3000:1	
Displayable scanning frequency	Horizontal	19 kHz to 92 kHz	
	Vertical	48 Hz to 92 Hz	
Display resolution	Computer signal input	Maximum display resolution: UXGA 1600 x 1200 dots*3 Panel display resolution: 1280 x 800 dots	
	Video signal input	Panel display resolution: 1024 x 768 dots NTSC, PAL, SECAM, 480/60i, 576/50i, 480/60p, 576/50p, 720/60p, 720/50p, 1080/60i, 1080/50i	
		NTSC3.58, PAL, SECAM, NTSC4.43, PAL-M, PAL-N, PAL60	
Color system		NTSC3.58, PAL, SECAM, NTSC4.43, PAL-M, PAL-N, PAL60	
Keystone correction		Vertical: Max. +/- 30 degrees (auto) Horizontal: Max. +/- 20 degrees	
OSD language		23-languages (English, Dutch, French, Italian, German, Spanish, Portuguese, Turkish, Polish, Russian, Swedish, Norwegian, Japanese, Simplified Chinese, Traditional Chinese, Korean, Thai, Vietnamese, Arabic, Farsi, Indonesian, Finnish, Hungarian)	
Computer and video signal input/output	INPUT A	RGB / Y Pb Pr input connector: Mini D-sub 15-pin (female) Audio input connector: Stereo mini jack	
	INPUT B	RGB input connector: Mini D-sub 15-pin (female) Audio input connector: Stereo mini jack	
	INPUT C	HDMI input connector: HDMI 19-pin, HDCP support Audio input connector: HDMI audio support	
	S VIDEO IN	S video input connector: Mini DIN 4-pin Audio input connector: Pin jack (x2) (shared with VIDEO IN)	
	VIDEO IN	Video input connector: Pin jack Audio input connector: Pin jack (x2) (shared with S VIDEO IN)	
	OUTPUT	Monitor output connector*4: Mini D-sub 15-pin (female) Audio output connector*5: Stereo mini jack (variable out)	
Control signal input/output		RS-232C connector: D-sub 9-pin (female) LAN connector: RJ-45, 10BASE-T/100BASE-TX	
Speaker		10 W x 1 (monaural)	
Operating temperature (Operating humidity)		0°C to 40°C / 32°F to 104°F (20% to 80%; no condensation)	
Storage temperature (Storage humidity)		-10°C to +60°C / 14°F to 140°F (20% to 80%; no condensation)	
Power requirements		AC 100 V to 240 V, 3.9 A to 1.7 A, 50 Hz / 60 Hz	
Power consumption	AC 100 V to 120 V	397 W / 345 W (Lamp mode: High / Standard)	390 W / 342 W (Lamp mode: High / Standard)
	AC 220 V to 240 V	373 W / 323 W (Lamp mode: High / Standard)	367 W / 323 W (Lamp mode: High / Standard)
Standby mode power consumption	AC 100 V to 120 V	3 W / <0.5 W (Standby mode: Standard / Low)	
	AC 220 V to 240 V	3 W / <0.5 W (Standby mode: Standard / Low)	
Heat dissipation	AC 100 V to 120 V	1352 BTU	1331 BTU
	AC 220 V to 240 V	1273 BTU	1253 BTU
Outside dimensions		W 406 x H 122.3 x D 330.5 mm (W 15 31/32 x H 4 13/16 x D 13 inches) W 406 x H 113 x D 330.5 mm (W 15 31/32 x H 4 7/16 x D 13 inches) (without projecting parts)	
Mass		5.6 kg / 12 lb 5 1/2 oz	
Supplied accessories		RM-PJ7 Remote Commander (1), Lithium battery: CR2025 (1), AC Power Cord (1), Mini D-sub 15-pin cable (1), Lens Cap (1), Quick Reference Manual (1), Operating Instructions (1)	
Replacement lamp		LMP-C280	

\*1 The figures are the expected maintenance time and not guaranteed. They will depend on the environment or how the projector is used.

\*2 This value is average.

\*3 Available for the VESA Reduced Blanking signal.

\*4 Not available in standby. From INPUT A and INPUT B.

\*5 Works as an audio switcher function. Output from a selected channel; not available in standby.

\*6 ISO 21118

		VPL-CW255	VPL-CX235
Display system		3 LCD system	
Display device	Size of effective display area	0.75" (19.1 mm) x 3, BrightEra, Aspect ratio: 16:10	0.63" (16 mm) x 3, BrightEra, Aspect ratio: 4:3
	Number of pixels	3,072,000 (1280 x 800 x 3) pixels	2,359,296 (1024 x 768 x 3) pixels
Projection lens	Zoom	Manual (Approx. x1.5)	
	Focus	Manual	
	Lens shift	Manual, Vertical: +/- 5%, Horizontal: +/- 3%	Manual, Vertical: +/- 5%, Horizontal: +/- 4%
	Throw Ratio	1.32:1 to 1.91:1	1.66:1 to 2.41:1
Light source		High-pressure mercury lamp 245 W type	
Recommended lamp replacement time*1		3000 H / 4000 H / 5000 H (Lamp mode: High / Standard / Low)	
Filter cleaning cycle*1		Max. 5000 H, Same time as the lamp replacement is recommended	
Screen size		40" to 300" (1.02 m to 7.62 m)	
Light output (Lamp mode: High / Standard / Low)*6		4500 lm / 3400 lm / 2500 lm	4100 lm / 3100 lm / 2200 lm
Color light output (Lamp mode: High / Standard / Low)		4500 lm / 3400 lm / 2500 lm	4100 lm / 3100 lm / 2200 lm
Contrast ratio (full white / full black)*2		3700:1	3100:1
Displayable scanning frequency	Horizontal	19 kHz to 92 kHz	
	Vertical	48 Hz to 92 Hz	
Display resolution	Computer signal input	Maximum display resolution: UXGA 1600 x 1200 dots*3 Panel display resolution: 1280 x 800 dots	
	Video signal input	NTSC, PAL, SECAM, 480/60i, 576/50i, 480/60p, 576/50p, 720/60p, 720/50p, 1080/60i, 1080/50i	
Color system		NTSC3.58, PAL, SECAM, NTSC4.43, PAL-M, PAL-N, PAL60	
Keystone correction		Vertical: Max. +/- 30 degrees (auto) Horizontal: Max. +/- 20 degrees	
OSD language		20-languages (English, Dutch, French, Italian, German, Spanish, Portuguese, Turkish, Polish, Russian, Swedish, Norwegian, Japanese, Simplified Chinese, Traditional Chinese, Korean, Thai, Vietnamese, Arabic, Farsi)	
Computer and video signal input/output	INPUT A	RGB / Y Pb Pr input connector: Mini D-sub 15-pin (female) Audio input connector: Stereo mini jack	
	INPUT B	RGB input connector: Mini D-sub 15-pin (female) Audio input connector: Stereo mini jack	
	INPUT C	HDMI input connector: HDMI 19-pin, HDCP support Audio input connector: HDMI audio support	
	S VIDEO IN	S video input connector: Mini DIN 4-pin Audio input connector: Pin jack (x2) (shared with VIDEO IN)	
	VIDEO IN	Video input connector: Pin jack Audio input connector: Pin jack (x2) (shared with S VIDEO IN)	
	OUTPUT	Monitor output connector*4: Mini D-sub 15-pin (female) Audio output connector*5: Stereo mini jack (variable out)	
Control signal input/output		RS-232C connector: D-sub 9-pin (female) LAN connector: RJ-45, 10BASE-T/100BASE-TX	
Speaker		10 W x 1 (monaural)	
Operating temperature (Operating humidity)		0°C to 40°C / 32°F to 104°F (20% to 80%; no condensation)	
Storage temperature (Storage humidity)		-10°C to +60°C / 14°F to 140°F (20% to 80%; no condensation)	
Power requirements		AC 100 V to 240 V, 3.6 A to 1.4 A, 50 Hz / 60 Hz	
Power consumption	AC 100 V to 120 V	340 W / 280 W / 240 W (Lamp mode: High / Standard / Low)	
	AC 220 V to 240 V	320 W / 265 W / 225 W (Lamp mode: High / Standard / Low)	
Standby mode power consumption	AC 100 V to 120 V	3 W / <0.5 W (Standby mode: Standard / Low)	
	AC 220 V to 240 V	3 W / <0.5 W (Standby mode: Standard / Low)	
Heat dissipation	AC 100 V to 120 V	1160 BTU	
	AC 220 V to 240 V	1092 BTU	
Outside dimensions		W 406 x H 122.3 x D 330.5 mm (W 15 31/32 x H 4 13/16 x D 13 inches) W 406 x H 113 x D 330.5 mm (W 15 31/32 x H 4 7/16 x D 13 inches) (without projecting parts)	
Mass		5.5 kg / 12 lb 2 oz	
Supplied accessories		RM-PJ7 Remote Commander (1), Lithium battery: CR2025 (1), AC Power Cord (1), Mini D-sub 15-pin cable (1), Lens Cap (1), Quick Reference Manual (1), Operating Instructions (1)	
Replacement lamp		LMP-C240	

\*1 The figures are the expected maintenance time and not guaranteed. They will depend on the environment or how the projector is used.

\*2 This value is average.

\*3 Available for the VESA Reduced Blanking signal.

\*4 Not available in standby. From INPUT A and INPUT B.

\*5 Works as an audio switcher function. Output from a selected channel; not available in standby.

\*6 ISO 21118

Distributed by

©2012 Sony Corporation. All rights reserved.

Reproduction in whole or in part without written permission is prohibited.

Features and specifications are subject to change without notice.

The values for mass and dimension are approximate.

"SONY" and "make.believe", "BrightEra" and "Remote Commander" are

trademarks of Sony Corporation.

Trademark PJLink is a trademark applied for trademark rights in Japan,

the United States of America and other countries and areas.

The terms HDMI and HDMI High-Definition Multimedia Interface,

and the HDMI Logo are trademarks or registered trademarks of

HDMI Licensing LLC in the United States and other countries.

All other trademarks are the property of their respective owners.